

Nidec

Conversion

ACBOX V5


All-in-one solution



ACBOX V5 all-in-one solution

ACBOX is an all-in-one solution based on a proprietary design comprising batteries, 4-quadrant AC/DC power conversion, efficient thermal management through an embedded water-cooling system, and state-of-the-art safety features. ACBOX units are delivered in rugged high-cube containers, ensuring maximum robustness and compatibility with the harshest environmental conditions.

ACBOX units are complemented by an external MV/LV transformer and MV switchgear also configured and supplied by Nidec. Seamless integration with Nidec Conversion's Power and Energy Management Systems ensures maximum flexibility in meeting customer application demands and grid code requirements.



1 Energy

Tier 1, 0.5P LFP cells to meet demands from 2 to 8 h applications and deliver 20+ years lifetime.

2 Distributed AC/DC

SiC-based independent AC/DC converters (Rack PCS) deliver top-of-the-class RTE and maximum energy yield and system availability.

3 Liquid Cooling

Embedded, custom-designed Thermal Management System (TMS) for optimal performance in all operating conditions in the most compact footprint.

4 Safety Systems

- Fire detection and aerosol-based suppression
- 120-minute fire resistance of insulating material on all sides and ceiling
- NFPA 69-compliant early gas detection and extraction
- NFPA 68-compliant top-facing deflagration venting panels

5 One-side access

Non-walk-in design enables access to all critical equipment through doors on one side only, enabling back-to-back installation for dense site layouts.

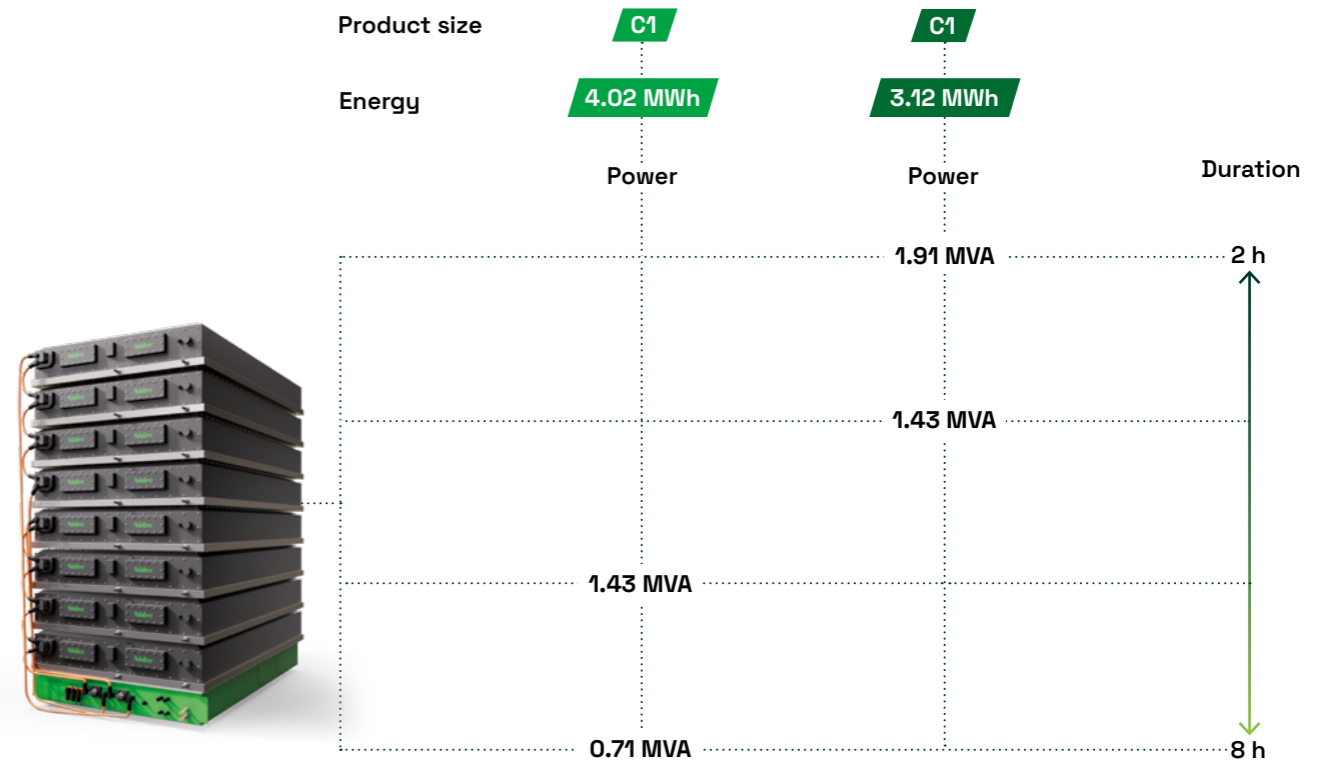
6 AC Port

Fault-tolerant IT distribution with Insulation Monitoring Device and Type I+II SPDs.

Back-to-back installation



Configurations



Performances

- Integrated cooling system
- Auto-refill
- Liquid-cooled batteries, power conversion and internal air
- Low-noise version
- Free-cooling mode for consumption optimization
- 20+ years lifetime
- < 3 °C temperature deviation across components

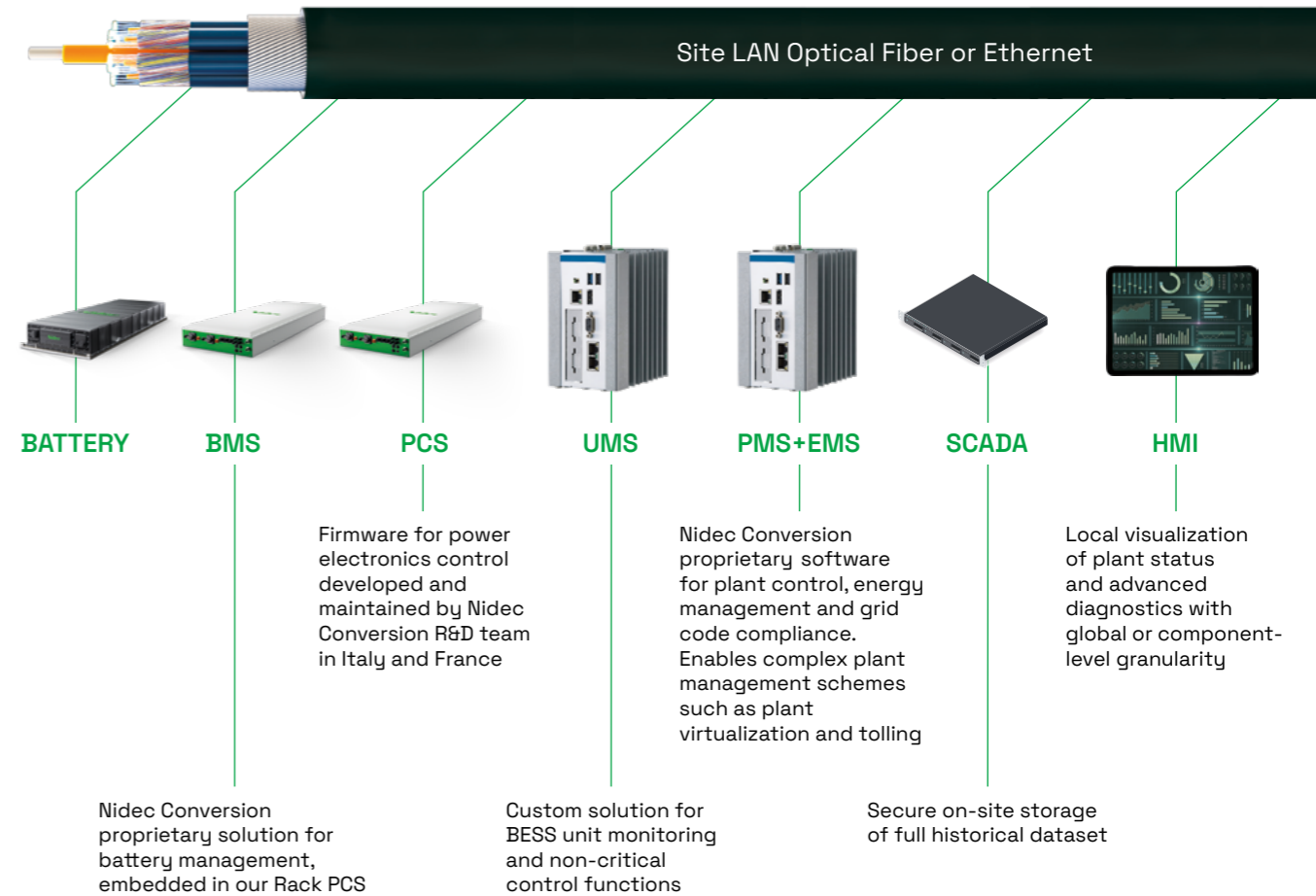


Safety

- Multi-layered fire detection system
- Early gas detection and extraction
- 24 h black out resilience for fire detection
- Upward-facing deflagration venting panels
- Aerosol-based fire extinguishing system
- Embedded liquid spill tank
- 120-minute fire resistant insulation on all sides and ceiling
- Dry pipe option

Assembled in EU

ACBOX assembled in Europe with PCS (Power Conversion System) Made in EU. Vertical in-house ownership of software stack from battery cell terminals to PoC.



Ready for next generation grids

Native grid forming technology derived from our industry-leading E-STATCOM portfolio is embedded in all our BESS power conversion solutions. Its virtual inertia and xVRT dynamic grid support capabilities help strengthen grid stability by reducing voltage and frequency fluctuations and allow our products to take over from traditional generators in case of failure or decommissioning.

Cybersecurity is built since conception in all of our products, as well as in our company processes. Compliance with KRITIS regulation and Network and Information Security (NIS) 2 directive ensures our solutions meet the most stringent cybersecurity requirements and are shielded from disruption through their lifetime.

Product Specifications

Product size	C1	C1
Duration	>4 h	>2 h
Energy Cell type	LFP 755 Ah 0.25P	LFP 587 Ah 0.5P
Energy Cycles ^{1 2}	15000	15000
Energy Nameplate ¹	4.02 MWh	3.12 MWh
Energy Racks (modules) ¹	4 (16)	4 (16)
Energy Rack energy	1005 kWh	781 kWh
Energy Rack configuration	1P416S	1P416S
Energy Cooling	Liquid	Liquid
Energy Rated @ 730 VAC ¹	1.51 MVA	2.02 MVA
Energy Rated @ 690 VAC ¹	1.43 MVA	1.91 MVA
Power Independent DC ports	4	4
Power Independent AC ports	2	2
Power Cooling	Liquid	Liquid
Dimensions	12 ft HC	12 ft HC
Weight	24000 kg	30000 kg

¹ up to ² for reference only. Please contact Nidec Conversion for details.

Power conversion data

Architecture	Distributed SiC-based converters
Rated voltage	690, 730 V _{AC}
Rated frequency	50, 60 Hz
Power Factor	4-quadrant operation: 0 under-excited, 1, 0 over-excited
THDi	<3% @ P=25% P _{NOM}
Efficiency	99.1% peak, 98.6% @ P=100% P _{NOM}

Environmental data

Installation	Outdoor
Ingress protection	Container: IP 55, TMS: IP XXB Batteries: IP 67, PCS: IP 65
Corrosion resistance	Container: C5H, TMS: C4H
Operation Altitude ¹	1000 m
Operation Temperature ²	-35 °C To 55 °C
Operation Relative humidity	0-100% (Condensing)
Storage Temperature	-40 °C To 60 °C
Storage Relative humidity	0-100% (Condensing)

¹ Custom configurations available upon request ² Detailed specifications available upon enquiry

Standards

Declaration of conformity	CE, UKCA
Safety System	IEC 62933-5-2, UL 9540
Safety PCS	IEC 62477-1, UL 1741
Safety Batteries	IEC 62619, IEC 63056, UL 1973, UL 9540A
EMC	IEC 61000-6-2, 61000-6-4, IEEE 1547.1
Power quality	IEC 61727, IEEE 519
Performance	IEC 61683
Cyber-security	IEC 62433
Grid code	EU EN 50549 Finland SJV2024 Germany VDE-AR-N 4110, 4120, 4130, VDE FNN Guidelines for grid forming Italy Terna Allegato A.79, CEI 0-16 Spain NTS v2.1, Capacidades grid forming UK G99 US UL 1741 SB, IEEE 2800

